

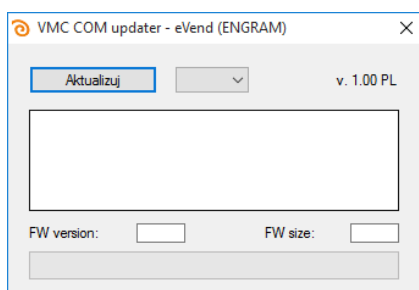
Installation of new actualization for VMC/01 board

Things needed - before the update process will start :

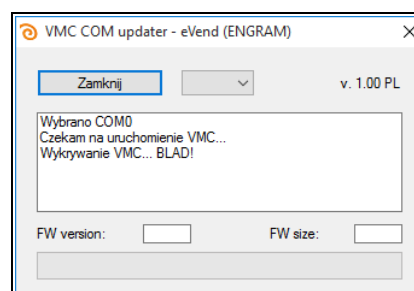
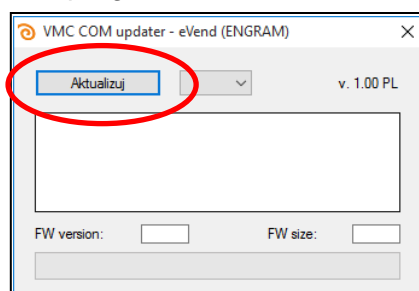
1. Laptop with internet connection
2. Cable R232/USB
3. New update software file - download:
4. Link to download file: <http://evend.com.pl/do-pobrania/> ---> "Aktualizacja oprogramowania płyty głównej automatów SOLID"

Process

1. Turn OFF vending machine
2. Connect the Cable R232/USB to Laptop and Board VMC/01
3. Open update file



4. Turn ON vending machine
5. Run program



6. Close program

